

ALUMINIUM BEACH FLAG



Sizes Available [↗](#)

Small

Medium

Large

Recommended Media [↗](#)

115gsm Flagknit (Single or Double sided)

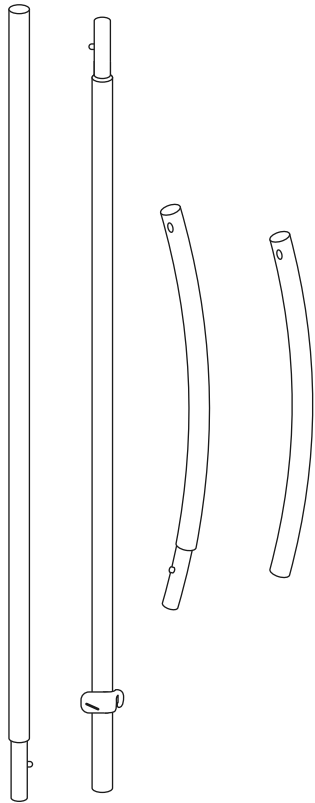
115gsm Aero Mesh

ASSEMBLY INSTRUCTIONS

Remove all poles from drawstring bag.

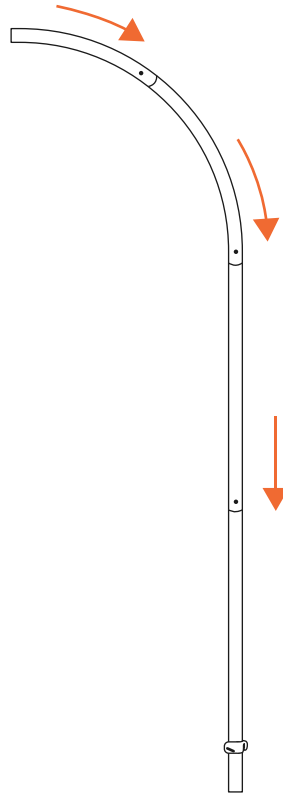
1

Lay out poles in order of number.



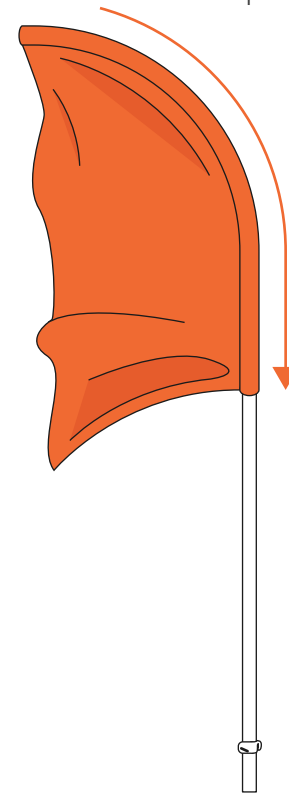
2

Connect the poles by simply pushing the poles into one another ensuring the spring clip pop into place.



3

Slide your flag graphic onto the pole ensuring that you fasten the loop at the bottom of the graphic onto the pole attachment and adjust.



ASSEMBLY INSTRUCTIONS CONTINUED

4

Finally, slide your pole onto your selected base.

