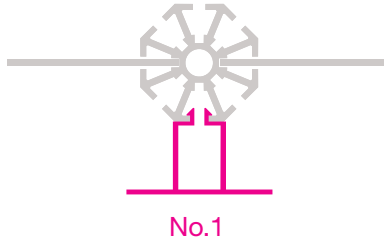



## MID WALL

No.1 clips are used in the front groove of mid-wall pillars.



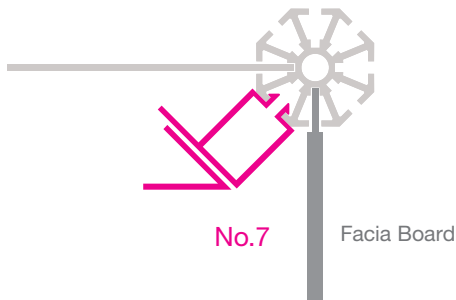
## INTERNAL CORNER

No.5 clips are used in the diagonal groove of internal pillars.



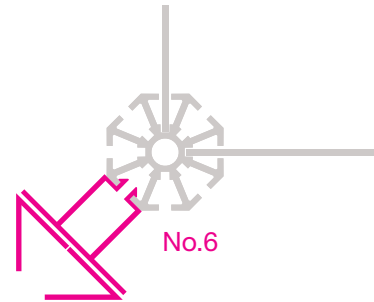
## END OF WALL / NON RETURN

No.7 clips are used in the diagonal groove of wall-end pillars.



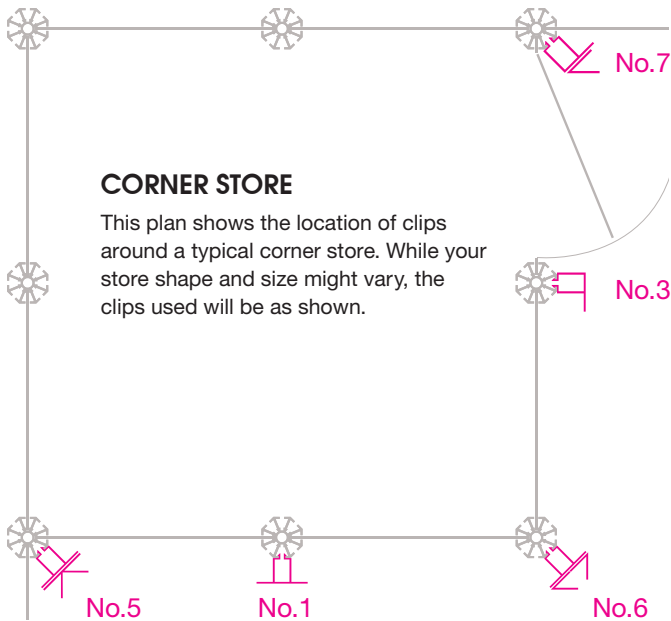
## EXTERNAL CORNER

No.6 clips are used in the diagonal groove of external corner pillars. Finished with an L shaped end cap (supplied).



## CORNER STORE

This plan shows the location of clips around a typical corner store. While your store shape and size might vary, the clips used will be as shown.



## SQUARE ENDS

IMPORTANT: Some octagonal pillared shell schemes are now built with square end pillars as this is deemed to be visually superior. If this is the case we will supply you with **No.10s** instead of **No.7s**.

